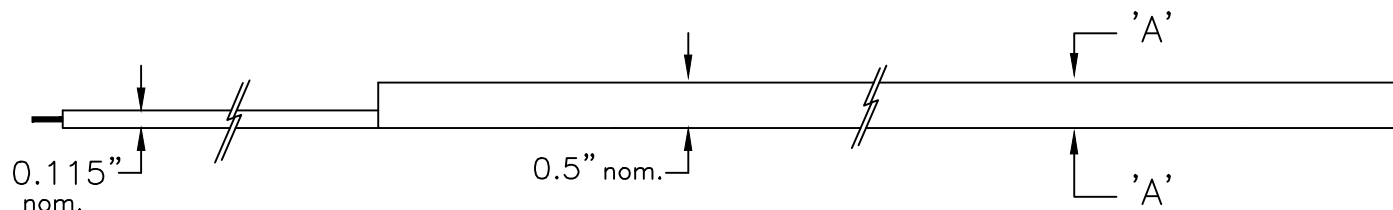
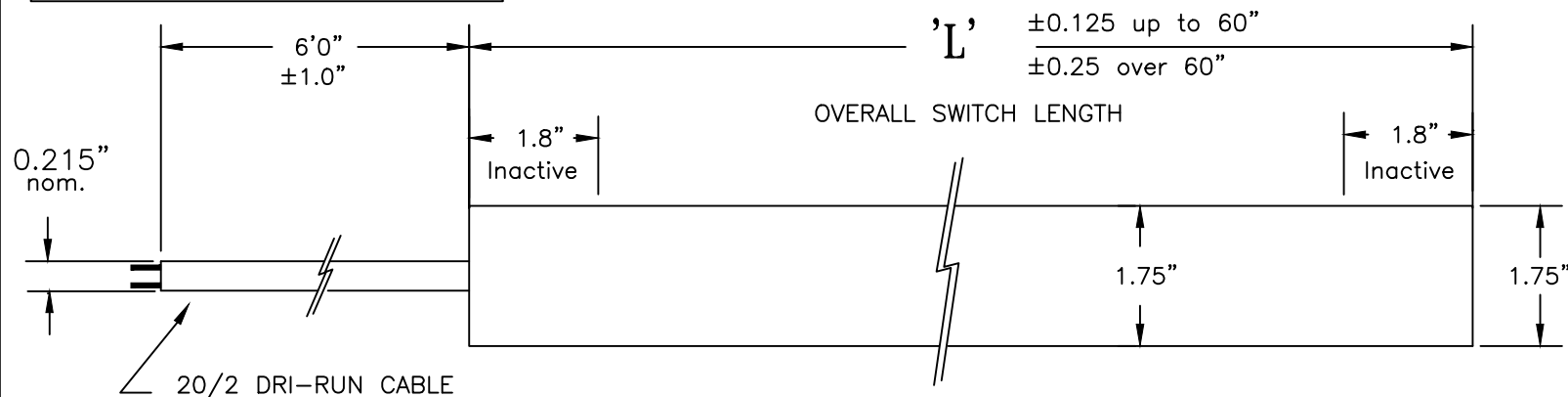
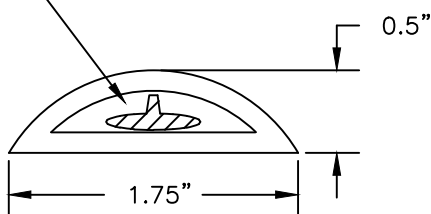


DISCLAIMER
 WHILE EVERY EFFORT HAS BEEN MADE TO ENSURE THE ACCURACY OF THE INFORMATION PROVIDED, NO LIABILITY CAN BE TAKEN FOR ANY ERRORS OR OMISSION. TAPESWITCH CORPORATION RESERVES THE RIGHT TO ALTER SPECIFICATIONS AND INTRODUCE IMPROVEMENTS WITHOUT PRIOR NOTICE.

REV.NO.	DESCRIPTIONS	DATE	APPRO.

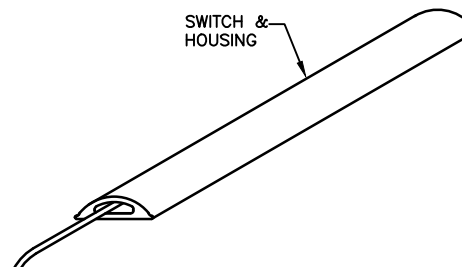


FOR INSERT SWITCH ONLY (NO SHEATHING)
 SEE SP-13042



SECTION: 'A'-'A'

Scale: FULL



2301

161-FSA SERPENTINE SWITCH OUTLINE	SCALE	N/A	DRAWN	DS
	APPD.	DS	DATE	3/8/17
TAPESWITCH CORPORATION FARMINGDALE, NEW YORK, U.S.A.	SIZE	DRAWING NUMBER		
	A			