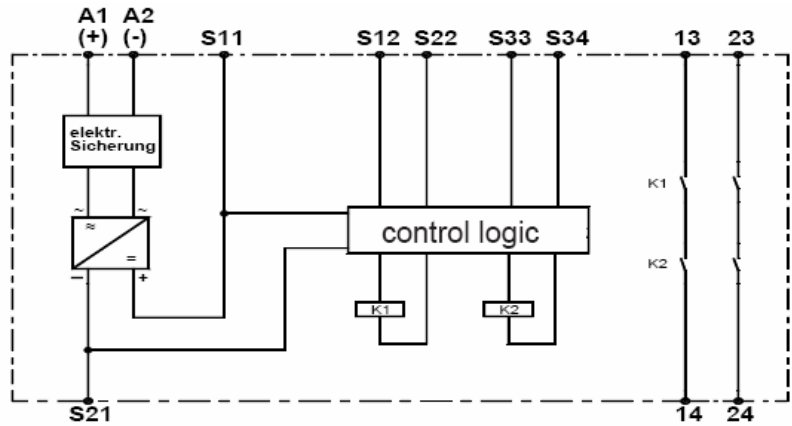
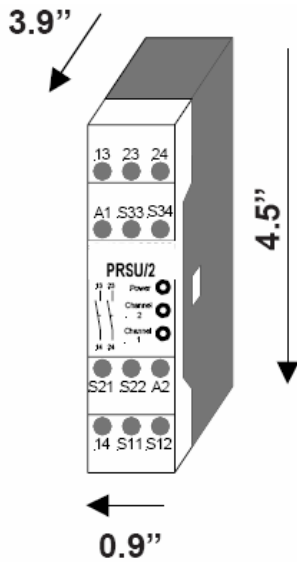




# Information Sheet - PRSU/2 Safety Interface Controller

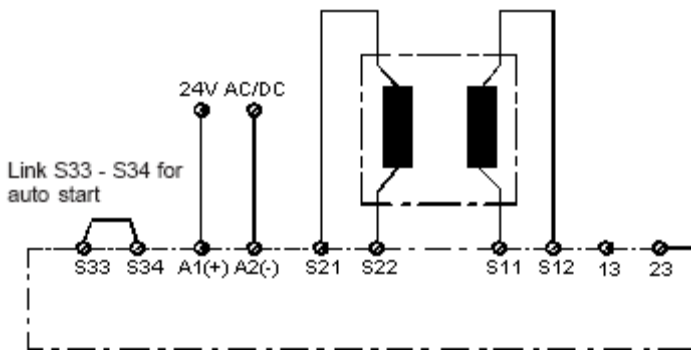
for safety switches, mats, sensing edges, and bumpers



For automatic or external start, see manual.  
Supply voltage: 24 Vac/Vdc at 5 VA

4-lead cable connections for CKP Safety Mats:  
S11 = black    S12 = yellow  
S21 = red     S22 = white

Switch, mat or edge wiring for safety category 3



Switch, mat or edge wiring for safety category 1

